

PowerShares DB Gold Fund and Subsidiary
Statements of Operations (unaudited)


	For the Period December 1, 2007 through December 31, 2007	Year to Date*
Investment Income		
Interest	\$ 124,092	\$ 1,174,702
Expenses		
Management fee	16,780	130,429
Brokerage commissions	1,343	11,435
Total expenses	18,123	141,864
Net investment income	<u>105,969</u>	<u>1,032,838</u>
Realized and Net Change in Unrealized Gain (Loss) on United States Treasury Obligations and Futures		
Net realized gain		
United States Treasury Obligations	215	568
Futures	-	665,340
Net realized gain	<u>215</u>	<u>665,908</u>
Net Change in Unrealized Gain (Loss) on		
United States Treasury Obligations	(22,301)	5,957
Futures	2,424,800	6,271,740
Net change in unrealized gain	<u>2,402,499</u>	<u>6,277,697</u>
Net realized and unrealized gain on United States Treasury Obligations and futures	<u>2,402,714</u>	<u>6,943,605</u>
Net Increase in Net Assets Resulting from Operations	<u>\$ 2,508,683</u>	<u>\$ 7,976,443</u>

* Commencement of operations, January 3, 2007.

To the best of the knowledge and belief of the undersigned, the information contained in this report is accurate and complete.



Kevin Rich
 Chief Executive Officer and Chief Financial Officer
 DB Commodity Services LLC





Martin Kremenstein
 Member of Board of Managers
 DB Commodity Services LLC

PowerShares DB Gold Fund and Subsidiary
Unaudited Condensed Consolidated Statement of Changes
Period From December 1, 2007 to December 31, 2007

	General Shares		Limited Shares				Total
	Shares	Amount	Shares	Amount	Accumulated Earnings (Deficit)	Total Limited Shareholders' Equity (Deficit)	
Balance at December 1, 2007	40	\$ 1,000	1,200,000	\$31,091,068	\$ 5,467,542	\$ 36,558,610	\$ 36,559,828
Sale of Limited Shares			200,000	6,079,792		6,079,792	6,079,792
Net Income:							
Net investment income					105,965	105,965	105,969
Net realized gain on United States Treasury Obligations							
Net change in unrealized gain on United States Treasury Obligations and Futures					215	215	215
Net Income:							
Distributions of net investment income					2,402,427	2,402,427	2,402,499
Balance at December 31, 2007	40	\$ 1,000	1,400,000	\$37,170,860	\$ 7,004,149	\$ 44,175,009	\$ 44,176,271

Net Asset Value per share
 General shares (40 shares) \$ 31.55
 Limited shares (1,400,000 shares) \$ 31.55


 Kevin Rich
 Chief Executive Officer and Chief Financial Officer
 DB Commodity Services LLC


 Martin Kremenstein
 Member of Board of Managers
 DB Commodity Services LLC