


PowerShares DB Gold Fund and Subsidiary
Statements of Operations (unaudited)

	For the Period April 1, 2007 through April 30, 2007	Year to Date*
Investment Income		
Interest	\$ 72,209	\$ 367,129
Expenses		
Management fee	7,164	37,509
Brokerage commissions	573	3,001
Total expenses	7,737	40,510
Net investment income	64,472	326,619
Realized and Unrealized Gain on Investments and Futures		
Realized Gain on		
Investments	353	353
Futures	1,010,730	1,260,330
Net realized gain	1,011,083	1,260,683
Unrealized Gain (Loss) on		
Investments	1,128	4,226
Futures	(453,900)	249,700
Net unrealized gain (loss)	(452,772)	253,926
Net realized and unrealized gain on investments and futures	558,311	1,514,609
Net Increase in Net Assets Resulting from Operations	\$ 622,783	\$ 1,841,228

* Commencement of operations, January 3, 2007.

To the best of the knowledge and belief of the undersigned, the information contained in this report is accurate and complete.



Kevin Rich
 Chief Executive Officer and Chief Financial Officer
 DB Commodity Services LLC




Gregory Collett
 Chief Operating Officer
 DB Commodity Services LLC


PowerShares DB Gold Fund and Subsidiary
Unaudited Condensed Consolidated Statement of Changes
Period From April 1, 2007 to April 30, 2007

	General Shares				Limited Shares			Total	
	General Shares		Accumulated Earnings (Deficit)	Total General Shareholders' Equity (Deficit)	Limited Shares		Accumulated Earnings (Deficit)	Total Limited Shareholders' Equity (Deficit)	Total Shareholders' Equity (Deficit)
	Shares	Amount			Shares	Amount			
Balance at April 1, 2007	40	\$ 1,000	\$ 49	\$ 1,049	1,000,000	\$25,000,000	\$ 1,218,396	\$ 26,218,396	\$ 26,219,445
Sale of Limited Shares	-	-			400,000	10,780,754	-	10,780,754	10,780,754
Redemptions of Limited Shares					(600,000)	(16,048,042)	-	(16,048,042)	(16,048,042)
Net income:									
Net investment income	-	-	4	4	-	-	64,468	64,468	64,472
Net realized gain on investments and futures	-	-	76	76	-	-	1,011,007	1,011,007	1,011,083
Net unrealized loss on investments and futures	-	-	(50)	(50)	-	-	(452,722)	(452,722)	(452,772)
Net Income:	-	-	30	30	-	-	622,753	622,753	622,783
Balance at April 30, 2007	<u>40</u>	<u>\$ 1,000</u>	<u>\$ 79</u>	<u>\$ 1,079</u>	<u>800,000</u>	<u>\$19,732,712</u>	<u>\$ 1,841,149</u>	<u>\$ 21,573,861</u>	<u>\$ 21,574,940</u>

Net Asset Value per share

General shares (40 shares)	<u>\$ 26.97</u>
Limited shares (800,000 shares)	<u>\$ 26.97</u>


 Kevin Rich
 Chief Executive Officer and Chief Financial Officer
 DB Commodity Services LLC


 Gregory Collett
 Chief Operating Officer
 DB Commodity Services LLC