


PowerShares DB Silver Fund and Subsidiary  
 Statements of Operations (unaudited)

	For the Period June 1, 2007 through June 30, 2007		Year to Date*	May 2007	Implied June 2007	Check
<b>Investment Income</b>						
Interest	\$ 83,078	\$ 551,693	\$ 468,615	\$ 83,078	-	
<b>Expenses</b>						
Management fee	8,519	55,758	47,239	8,519	-	
Brokerage commissions	682	4,461	3,779	682	-	
Total expenses	9,201	60,219	51,018	9,201	-	
Net investment income	73,877	491,474	417,597	73,877	-	
<b>Realized and Unrealized Gain (Loss) on Investments and Futures</b>						
<b>Realized Gain on</b>						
Investments	283	519	236	283	-	
Futures	-	1,121,050	1,121,050	-	-	
Net realized gain	283	1,121,569	1,121,286	283	-	
<b>Unrealized Gain (Loss) on</b>						
Investments	936	5,807	4,871	936	-	
Futures	(1,722,160)	(1,506,240)	215,920	(1,722,160)	-	
Net change in unrealized loss	(1,721,224)	(1,500,433)	220,791	(1,721,224)	-	
Net realized and unrealized loss on investments and futures	(1,720,941)	(378,864)	1,342,077	(1,720,941)	-	
<b>Net Increase (Decrease) in Net Assets Resulting from Operations</b>	\$ (1,647,064)	\$ 112,610	\$ 1,759,674	\$ (1,647,064)	-	

\* Commencement of investment operations, January 3, 2007.

To the best of the knowledge and belief of the undersigned, the information contained in this report is accurate and complete.

  
 Kevin Rich  
 Chief Executive Officer and Chief Financial Officer  
 DB Commodity Services LLC


  
 Gregory Collier  
 Chief Operating Officer  
 DB Commodity Services LLC


*PowerShares DB Silver Fund and Subsidiary*  
*Unaudited Condensed Consolidated Statement of Changes in Shareholders' Equity*  
*For the Period June 1, 2007 to June 30, 2007*

	General Shares				Limited Shares				Total
	General Shares		Accumulated Earnings (Deficit)	Total General Shareholders' Equity (Deficit)	Limited Shares		Accumulated Earnings (Deficit)	Total Limited Shareholders' Equity (Deficit)	Total Shareholders' Equity (Deficit)
	Shares	Amount			Shares	Amount			
<b>Balance at June 1, 2007</b>	40	\$ 1,000	\$ 57	\$ 1,057	800,000	\$ 19,378,666	\$ 1,759,617	\$ 21,138,283	\$ 21,139,340
Sale of Limited Shares	-	-	-	-	-	-	-	-	-
Net Loss:									
Net investment income	-	-	3	3	-	-	73,874	73,874	73,877
Net realized gain on investments and futures	-	-	-	-	-	-	283	283	283
Net change in unrealized loss on investments and futures	-	-	(86)	(86)	-	-	(1,721,138)	(1,721,138)	(1,721,224)
Net Loss:	-	-	(83)	(83)	-	-	(1,646,981)	(1,646,981)	(1,647,064)
<b>Balance at June 30, 2007</b>	<u>40</u>	<u>\$ 1,000</u>	<u>\$ (26)</u>	<u>\$ 974</u>	<u>800,000</u>	<u>\$ 19,378,666</u>	<u>\$ 112,636</u>	<u>\$ 19,491,302</u>	<u>\$ 19,492,276</u>

**Net Asset Value per share**

General shares (40 shares)	<u>\$ 24.35</u>
Limited shares (800,000 shares)	<u>\$ 24.36</u>

  
 Kevin Rich  
 Chief Executive Officer and Chief Financial Officer  
 DB Commodity Services LLC

  
 Gregory Collett  
 Chief Operating Officer  
 DB Commodity Services LLC