



PowerShares DB Precious Metals Fund and Subsidiary
Statements of Operations (unaudited)

	For the Period December 1, 2007 through December 31, 2007	Year to Date*
Investment Income		
Interest	\$ 144,771	\$ 1,098,541
Expenses		
Management fee	30,081	185,982
Brokerage commissions	1,604	9,919
Total expenses	31,685	195,901
Net investment income	113,086	902,640
Realized and Net Change in Unrealized Gain (Loss) on United States Treasury Obligations and Futures		
Realized Gain (Loss) on		
United States Treasury Obligations	215	5,770
Futures	(414,100)	1,157,445
Net realized gain (loss)	(413,885)	1,163,215
Net Change in Unrealized Gain (Loss) on		
United States Treasury Obligations	(25,026)	8,841
Futures	3,378,775	5,023,210
Net change in unrealized gain	3,353,749	5,032,051
Net realized and unrealized gain on United States Treasury Obligations and futures	2,939,864	6,195,266
Net Increase in Net Assets Resulting from Operations	\$ 3,052,950	\$ 7,097,906

* Commencement of operations, January 3, 2007.

To the best of the knowledge and belief of the undersigned, the information contained in this report is accurate and complete.



 Kevin Rich
 Chief Executive Officer and Chief Financial Officer
 DB Commodity Services LLC


 Martin Kremenstein
 Member of Board of Managers
 DB Commodity Services LLC

PowerShares DB Precious Metals Fund and Subsidiary
Unaudited Condensed Consolidated Statement of Changes
Period From December 1, 2007 to December 31, 2007

	General Shares		Limited Shares				Total
	Shares	Amount	Shares	Amount	Accumulated Earnings (Deficit)	Shareholders' Equity (Deficit)	Shareholders' Equity (Deficit)
Balance at December 1, 2007	40	\$ 1,000	1,400,000	\$ 37,579,672	\$ 4,044,767	\$ 41,624,439	\$ 41,624,439
Sale of Limited Shares			400,000	11,828,396		11,828,396	11,828,396
Net income:							
Net investment income					113,083	113,083	113,083
Net realized loss on United States Treasury Obligations and Futures					(413,873)	(413,873)	(413,884)
Net change in unrealized gain on United States Treasury Obligations and Futures							
Net income:					3,353,668	3,353,668	3,353,749
Distributions of net investment income					3,052,878	3,052,878	3,052,950
Balance at December 31, 2007	40	\$ 1,000	\$1,800,000	\$ 49,408,068	\$ 6,257,645	\$ 55,665,713	\$ 55,666,950

Net Asset Value per share
 General shares (40 shares) \$ 30.93
 Limited shares (1,800,000 shares) \$ 30.93


 Kevin Rich
 Chief Executive Officer and Chief Financial Officer
 DB Commodity Services LLC


 Martin Kremenstein
 Member of Board of Managers
 DB Commodity Services LLC