

PowerShares DB Oil Fund and Subsidiary
Statements of Operations (unaudited)


	For the Period November 1, 2007 through November 30, 2007	Year to Date*
Investment Income		
Interest	\$ 69,039	\$ 1,128,199
Expenses		
Management fee	8,959	119,865
Brokerage commissions	717	17,589
Total expenses	9,676	137,454
Net investment income	<u>59,363</u>	<u>990,745</u>
Realized and Net Change in Unrealized Gain (Loss) on United States Treasury Obligations and Futures		
Realized Gain on		
United States Treasury Obligations	1,730	167
Futures	99,960	1,392,090
Net realized gain	<u>101,690</u>	<u>1,392,257</u>
Net Change in Unrealized Gain (Loss) on		
United States Treasury Obligations	10,282	11,616
Futures	(1,128,010)	2,958,280
Net change in unrealized gain (loss)	<u>(1,117,728)</u>	<u>2,969,896</u>
Net realized and unrealized gain (loss) on United States Treasury Obligations and futures	<u>(1,016,038)</u>	<u>4,362,153</u>
Net Increase (Decrease) in Net Assets Resulting from Operations	<u>\$ (956,675)</u>	<u>\$ 5,352,898</u>

* Commencement of investment operations, January 3, 2007.

To the best of the knowledge and belief of the undersigned, the information contained in this report is accurate and complete.



 Kevin Rich
 Chief Executive Officer and Chief Financial Officer
 DB Commodity Services LLC





 Martin Kremenstein
 Member of Board of Managers
 DB Commodity Services LLC

PowerShares DB Oil Fund and Subsidiary
Unaudited Condensed Consolidated Statement of Changes
Period From November 1, 2007 to November 30, 2007

	General Shares		Limited Shares		Total	
	Shares	Amount	Shares	Amount	Shares	Amount
Balance at November 1, 2007	40	\$ 1,000	600,000	\$ 13,991,114	600,000	\$ 13,991,114
Sale of Limited Shares			200,000	7,070,698	200,000	7,070,698
Net Loss:						
Net investment income						
Net realized gain on United States Treasury Obligations and Futures		\$ 353				\$ 353
Net change in unrealized loss on United States Treasury Obligations and Futures		\$ (42)				\$ (42)
Net Loss:		\$ (33)				\$ (33)
Balance at November 30, 2007	40	\$ 1,000	800,000	\$ 21,061,812	800,000	\$ 21,061,812

Net Asset Value per share
 General shares (40 shares) \$ 33.00
 Limited shares (800,000 shares) \$ 33.02


 Kevin Rich
 Chief Executive Officer and Chief Financial Officer
 DB Commodity Services LLC


 Martin Kremenstein
 Member of Board of Managers
 DB Commodity Services LLC