

**PowerShares DB Oil Fund and Subsidiary**  
**Statements of Operations (unaudited)**


	<b>For the Period March 1, 2007 through March 31, 2007</b>	<b>Year to Date*</b>
<b>Investment Income</b>		
Interest	\$ 122,027	\$ 324,632
<b>Expenses</b>		
Management fee	11,957	33,138
Brokerage commissions	957	2,651
Total expenses	12,914	35,789
<b>Net investment income</b>	<b>109,113</b>	<b>288,843</b>
<b>Realized and Unrealized Gain (Loss) on Investments and Futures</b>		
<b>Realized Gain (Loss) on</b>		
Investments	(520)	(916)
Futures	(212,310)	511,340
Net unrealized gain (loss)	(212,830)	510,424
<b>Unrealized Gain on</b>		
Investments	5,570	2,096
Futures	596,950	1,212,350
Net unrealized gain	602,520	1,214,446
Net realized and unrealized gain on investments and futures	389,690	1,724,870
<b>Net Increase in Net Assets Resulting from Operations</b>	<b>\$ 498,803</b>	<b>\$ 2,013,713</b>

\* Commencement of investment operations, January 3, 2007.

To the best of the knowledge and belief of the undersigned, the information contained in this report is accurate and complete.



Kevin Rich  
 Chief Executive Officer and Chief Financial Officer  
 DB Commodity Services LLC




Gregory Collett  
 Chief Operating Officer  
 DB Commodity Services LLC


*PowerShares DB Oil Fund and Subsidiary*  
*Unaudited Condensed Consolidated Statement of Changes*  
*Period From March 1, 2007 to March 31, 2007*

	General Shares				Limited Shares				Total
	General Shares		Accumulated Earnings (Deficit)	Total General Shareholders' Equity (Deficit)	Limited Shares		Accumulated Earnings (Deficit)	Total Limited Shareholders' Equity (Deficit)	Total Shareholders' Equity (Deficit)
	Shares	Amount			Shares	Amount			
<b>Balance at March 1, 2007</b>	40	\$ 1,000	\$ 39	\$ 1,039	-	\$ -	\$ 1,514,871	\$ 1,514,871	\$ 1,515,910
Sale of Limited Shares	-	-	-	-	1,200,000	29,656,742	-	29,656,742	29,656,742
Redemptions of Limited Shares	-	-	-	-	(600,000)	(15,335,948)	-	(15,335,948)	(15,335,948)
Net income:									
Net investment income	-	-	4	4	-	-	109,109	109,109	109,113
Net realized loss on investments and futures	-	-	(7)	(7)	-	-	(212,823)	(212,823)	(212,830)
Net unrealized gain on investments and futures	-	-	53	53	-	-	602,467	602,467	602,520
Net income:	-	-	50	50	-	-	498,753	498,753	498,803
<b>Balance at March 31, 2007</b>	<u>40</u>	<u>\$ 1,000</u>	<u>\$ 89</u>	<u>\$ 1,089</u>	<u>\$ 600,000</u>	<u>\$ 14,320,794</u>	<u>\$ 2,013,624</u>	<u>\$ 16,334,418</u>	<u>\$ 16,335,507</u>

**Net Asset Value per share**

General shares (40 shares)	<u>\$ 27.22</u>
Limited shares (600,000 shares)	<u>\$ 27.22</u>

  
 Kevin Rich  
 Chief Executive Officer and Chief Financial Officer  
 DB Commodity Services LLC

  
 Gregory Collett  
 Chief Operating Officer  
 DB Commodity Services LLC