


*PowerShares DB Base Metals Fund and Subsidiary  
Statements of Operations (unaudited)*

	For the Period December 1, 2007 through December 31, 2007	Year to Date*
<b>Investment Income</b>		
Interest	\$ 147,724	\$ 2,624,049
<b>Expenses</b>		
Management fee	30,794	430,403
Brokerage commissions	1,232	17,216
Total expenses	32,026	447,619
<b>Net investment income</b>	115,698	2,176,430
<b>Realized and Net Change in Unrealized Gain (Loss) on United States Treasury Obligations and Futures</b>		
<b>Realized Gain (Loss) on</b>		
United States Treasury Obligations	2,838	117,940
Futures	-	(5,104,893)
Net realized loss	2,838	(4,986,953)
<b>Net Change in Unrealized Gain (Loss) on</b>		
United States Treasury Obligations	(18,045)	22,005
Futures	(2,583,601)	(13,913,076)
Net change in unrealized gain (loss)	(2,601,646)	(13,891,071)
Net realized and unrealized loss on United States Treasury Obligations and futures	(2,598,808)	(18,878,024)
<b>Net Decrease in Net Assets Resulting from Operations</b>	\$ (2,483,110)	\$ (16,701,594)

\* Commencement of operations, January 3, 2007.

To the best of the knowledge and belief of the undersigned, the information contained in this report is accurate and complete.


  
 Kevin Rich  
 Chief Executive Officer and Chief Financial Officer  
 DB Commodity Services LLC


  
 Martin Kremenstein  
 Member of Board of Managers  
 DB Commodity Services LLC

**PowerShares DB Base Metals Fund and Subsidiary**  
**Unaudited Condensed Consolidated Statement of Changes**  
**Period From December 1, 2007 to December 31, 2007**

	General Shares		Limited Shares			Total	
	Shares	Amount	Shares	Amount	Equity (Deficit)	Shares	Equity (Deficit)
<b>Balance at December 1, 2007</b>	40	\$ 1,000	2,000,000	\$ 62,555,964	\$ (14,218,451)	2,040,040	\$ 48,337,513
Sale of Limited Shares			(33)			(33)	
Net Loss:							
Net investment income					2		
Net realized loss on United States Treasury Obligations and Futures					(38)		
Net change in unrealized gain (loss) on United States Treasury Obligations and Futures			(51)		(49)		
							115,696
							(16,430,376)
							3,840,619
							(2,483,061)
<b>Distributions of net investment income</b>							
<b>Balance at December 31, 2007</b>	40	\$ 1,000	2,200,000	\$ 67,214,352	\$ (18,813,512)	2,240,040	\$ 48,400,840

**Net Asset Value per share**  
 General shares (40 shares) \$ 22.00  
 Limited shares (2,200,000 shares) \$ 22.00

  
 Kevin Rieh  
 Chief Executive Officer and Chief Financial Officer  
 DB Commodity Services LLC

  
 Martin Kremenstein  
 Member of Board of Managers  
 DB Commodity Services LLC