

PowerShares DB US Dollar Index Bullish Fund and Subsidiary
Statements of Operations (unaudited)


	For the Period July 1, 2007 through July 31, 2007	Year to Date*
Investment loss		
Interest	\$ 56,938	\$ 469,531
Expenses		
Management fee	6,144	47,367
Brokerage commissions	615	4,737
Total expenses	6,759	52,104
Net investment income	50,179	417,427
Realized and Unrealized Loss on Investments and Futures		
Realized (Gain) Loss on		
Investments	(496)	264
Futures	(147,000)	(390,540)
Net realized loss	(147,496)	(390,276)
Unrealized Loss on		
Investments	(4,253)	(757)
Futures	(60,000)	(250,800)
Net change in unrealized loss	(64,253)	(251,557)
Net realized and unrealized loss on investments and futures	(211,749)	(641,833)
Net Decrease in Net Assets Resulting from Operations	\$ (161,570)	\$ (224,406)

* Commencement of operations, February 15, 2007.

To the best of the knowledge and belief of the undersigned, the information contained in this report is accurate and complete.



 Kevin Rich
 Chief Executive Officer and Chief Financial Officer
 DB Commodity Services LLC




 Gregory Collett
 Chief Operating Officer
 DB Commodity Services LLC


PowerShares DB US Dollar Index Bullish Fund
Unaudited Condensed Consolidated Statement of Changes
Period From July 1, 2007 to July 31, 2007

	General Shares				Limited Shares				Total
	General Shares		Accumulated Earnings (Deficit)	Total General Shareholders' Equity (Deficit)	Limited Shares		Accumulated Earnings (Deficit)	Total Limited Shareholders' Equity (Deficit)	Total Shareholders' Equity (Deficit)
	Shares	Amount			Shares	Amount			
Balance at July 1, 2007	40	\$ 1,000	\$ (4)	\$ 996	600,000	\$ 15,002,880	\$ (62,832)	\$ 14,940,048	\$ 14,941,044
Redemptions of Limited Shares					(200,000)	(4,910,446)	-	(4,910,446)	(4,910,446)
Net Loss:			-						
Net investment income			4	4			50,175	50,175	50,179
Net realized loss on investments and futures			(15)	(15)			(147,481)	(147,481)	(147,496)
Net change in unrealized gain (loss) on investments and futures			2	2			(64,255)	(64,255)	(64,253)
Net Loss:			(9)	(9)			(161,561)	(161,561)	(161,570)
Balance at July 31, 2007	<u>40</u>	<u>\$ 1,000</u>	<u>\$ (13)</u>	<u>\$ 987</u>	<u>400,000</u>	<u>\$ 10,092,434</u>	<u>\$ (224,393)</u>	<u>\$ 9,868,041</u>	<u>\$ 9,869,028</u>

Net Asset Value per share
General shares (40 shares)
Limited shares (400,000 shares)

\$	24.68
\$	24.67


Kevin Rich
Chief Executive Officer and Chief Financial Officer
DB Commodity Services LLC


Gregory Collett
Chief Operating Officer
DB Commodity Services LLC