


PowerShares DB US Dollar Index Bullish Fund and Subsidiary
Statements of Operations (unaudited)

	For the Period December 1, 2007 through December 31, 2007	Year to Date*
Investment Income		
Interest	\$ 225,862	\$ 965,722
Expenses		
Management fee	32,935	112,135
Brokerage commissions	3,294	11,214
Total expenses	<u>36,229</u>	<u>123,349</u>
Net investment income	<u>189,633</u>	<u>842,373</u>
Realized and Net Change in Unrealized Gain (Loss) on United States Treasury Obligations and Futures		
Realized (Gain) Loss on		
United States Treasury Obligations	802	1,416
Futures	(745,370)	(1,530,110)
Net realized loss	<u>(744,568)</u>	<u>(1,528,694)</u>
Net Change in Unrealized Gain (Loss) on		
United States Treasury Obligations	(32,012)	9,729
Futures	1,196,580	428,580
Net change in unrealized gain	<u>1,164,568</u>	<u>438,309</u>
Net realized and unrealized gain (loss) on United States Treasury Obligations and futures	<u>420,000</u>	<u>(1,090,385)</u>
Net Increase (Decrease) in Net Assets Resulting from Operations	<u>\$ 609,633</u>	<u>\$ (248,012)</u>


* Commencement of operations, February 15, 2007.

To the best of the knowledge and belief of the undersigned, the information contained in this report is accurate and complete.

- -
- -



 Kevin Rich
 Chief Executive Officer and Chief Financial Officer
 DB Commodity Services LLC




 Martin Kremenstein
 Member of Board of Managers
 DB Commodity Services LLC


PowerShares DB US Dollar Index Bullish Fund
Unaudited Condensed Consolidated Statement of Changes
Period From December 1, 2007 to December 31, 2007

	General Shares		Limited Shares				Total	
	Shares	Amount	Shares	Amount	Earnings (Deficit)	Accumulated Earnings (Deficit)	Shareholders' Equity (Deficit)	Shareholders' Equity (Deficit)
Balance at December 1, 2007	40	\$ 1,000	1,800,000	\$ 43,544,742	949	(857,594)	\$ 42,687,148	\$ 42,688,097
Sale of Limited Shares			2,400,000	57,072,972			57,072,972	57,072,972
Net Income:								
Net investment income					2	189,631	189,631	189,633
Net realized loss on United States Treasury Obligations					(8)	(744,560)	(744,560)	(744,568)
Net change in unrealized gain on United States Treasury Obligations and Futures					14		1,164,554	1,164,568
Net Income:					8	609,625	609,625	609,633
Distributions of net investment income					(8)			(7,000.84)
Balance at December 31, 2007	40	\$ 1,000	4,200,000	\$ 100,617,714	949	(967,969)	\$ 99,649,745	\$ 99,650,694

Net Asset Value per share

General shares (40 shares)	\$ 23.73
Limited shares (4,200,000 shares)	\$ 23.73


 Kevin Rich
 Chief Executive Officer and Chief Financial Officer
 DB Commodity Services LLC


 Martin Kremenstein
 Member of Board of Managers
 DB Commodity Services LLC