


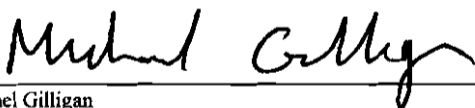
PowerShares DB US Dollar Index Bullish Fund and Subsidiary
Statements of Operations (unaudited)

	For the Period December 1, 2008 through December 31, 2008	Year to Date
Income		
Interest Income, net	\$ 81,983	\$ 5,997,725
Expenses		
Management fee	180,201	2,088,869
Brokerage commissions and fees	141,942	332,809
Total expenses	322,143	2,421,678
Net investment income (loss)	(240,160)	3,576,047
Net Realized and Net Change in Unrealized Gain (loss) on United States Treasury Obligations and Futures		
Net Realized Gain on		
United States Treasury Obligations	60,442	397,644
Futures	23,725,822	63,551,770
Net Realized Gain	23,786,264	63,949,414
Net Change in Unrealized Gain (Loss) on		
United States Treasury Obligations	(128,418)	6,944
Futures	(55,314,425)	(16,294,830)
Net Change in Unrealized Loss	(55,442,843)	(16,287,886)
Net realized and net change in unrealized gain (loss) on United States Treasury Obligations and futures	(31,656,579)	47,661,528
Net Income Gain (Loss)	\$ (31,896,739)	\$ 51,237,575

To the best of the knowledge and belief of the undersigned, the information contained in this report is accurate and complete.



Kevin Rich
Chief Executive Officer
DB Commodity Services LLC



Michael Gilligan
Principal Financial Officer
DB Commodity Services LLC

PowerShares DB US Dollar Index Bullish Fund and Subsidiary
Unaudited Consolidated Statement of Changes in Shareholders' Equity
Period From December 1, 2008 to December 31, 2008


	General Shares				Limited Shares				Total
	General Shares		Accumulated (Deficit)	Total General Shareholders' Equity	Limited Shares		Accumulated Earnings	Total Limited Shareholders' Equity	Total Shareholders' Equity
	Shares	Paid in Capital			Shares	Paid in Capital			
Balance at December 1, 2008	40	\$ 1,000	\$ 62	\$ 1,062	21,800,000	\$ 496,570,916	\$ 82,166,232	\$ 578,737,148	\$ 578,738,210
Sale of Limited Shares					200,000	5,018,780		5,018,780	5,018,780
Redemption of Limited Shares					(9,600,000)	(242,288,758)		(242,288,758)	(242,288,758)
Net Loss:									
Net investment loss			-	-			(240,160)	(240,160)	(240,160)
Net realized gain on United States Treasury Obligations and Futures			45	45			23,786,219	23,786,219	23,786,264
Net change in unrealized loss on United States Treasury Obligations and Futures			(118)	(118)			(55,442,725)	(55,442,725)	(55,442,843)
Net Loss:			(73)	(73)			(31,896,666)	(31,896,666)	(31,896,739)
Distributions of net investment income			-	-			(3,060,007)	(3,060,007)	(3,060,007)
Balance at December 31, 2008	40	\$ 1,000	\$ (11)	\$ 989	12,400,000	\$ 259,300,938	\$ 47,209,559	\$ 306,510,497	\$ 306,511,486

Net Asset Value per share
General shares (40 shares)
Limited shares (12,400,000 shares)

\$	24.73
\$	24.72



Kevin Rich
Chief Executive Officer
DB Commodity Services LLC



Michael Gilligan
Principal Financial Officer
DB Commodity Services LLC