

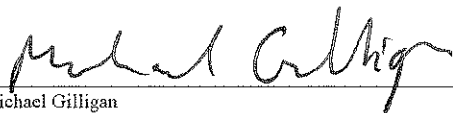
*PowerShares DB US Dollar Index Bullish Fund and Subsidiary
Statements of Operations (unaudited)*

	For the Period August 1, 2009 through August 31, 2009	Year to Date
Income		
Interest Income, net	\$ 38,940	\$ 275,309
Expenses		
Management fee	113,349	878,032
Brokerage commissions and fees	11,335	81,303
Total expenses	124,684	959,335
Net investment income (loss)	<u>(85,744)</u>	<u>(684,026)</u>
Net Realized and Net Change in Unrealized Gain (Loss) on United States Treasury Obligations and Futures		
Net Realized Gain (Loss) on		
United States Treasury Obligations	5	5,453
Futures	-	(20,044,295)
Net Realized Gain (Loss)	<u>5</u>	<u>(20,038,842)</u>
Net Change in Unrealized Gain (Loss) on		
United States Treasury Obligations	21,498	8,300
Futures	(1,382,910)	10,057,245
Net Change in Unrealized Gain (Loss)	<u>(1,361,412)</u>	<u>10,065,545</u>
Net realized and net change in unrealized gain (loss) on United States Treasury Obligations and Futures	<u>(1,361,407)</u>	<u>(9,973,297)</u>
Net Income (Loss)	<u>\$ (1,447,151)</u>	<u>\$ (10,657,323)</u>
Less: net (income) loss attributed to the non-controlling interest in consolidated subsidiary - related party	<u>3</u>	<u>59</u>
Net income (loss) attributed to PowerShares DB US Dollar Index Bullish Fund and Subsidiary	<u>\$ (1,447,148)</u>	<u>\$ (10,657,264)</u>

To the best of the knowledge and belief of the undersigned, the information contained in this report is accurate and complete.



Hans Ephraimson
Chief Executive Officer
DB Commodity Services LLC





Michael Gilligan
Principal Financial Officer
DB Commodity Services LLC

PowerShares DB US Dollar Index Bullish Fund and Subsidiary
Unaudited Consolidated Statement of Changes in Shareholders' Equity
Period From August 1, 2009 to August 31, 2009

	Shares					
	General Shares		Accumulated		Total	
	Paid in Capital	Accumulated Earnings (Deficit)	Paid in Capital	Accumulated Earnings (Deficit)	Total Equity (Deficit)	Total Shareholders' Equity (Deficit)
	Shares	\$	Shares	\$	\$	\$
Balance at August 1, 2009	40	\$ 1,000	933	\$ 143,899,038	\$ 181,898,537	\$ 181,899,470
Sale of Shares		(67)				
Net Income (Loss)						
Net investment income (loss)				(85,744)	(85,744)	(85,744)
Net realized gain (loss) on United States Treasury Obligations and Futures				5	5	5
Net change in unrealized gain (loss) on United States Treasury Obligations and Futures						
Net Income (Loss)						
Balance at August 31, 2009	40	\$ 1,000	930	\$ 316,802,254	\$ 353,354,608	\$ 353,355,538

Net Asset Value per share
 General shares (49 shares) \$ 23.25
 Shares (15,200,000 shares) \$ 23.25


 Hans Ephraimsson
 Chief Executive Officer
 DB Commodity Services LLC


 Michael Gilligan
 Principal Financial Officer
 DB Commodity Services LLC