



PowerShares DB G10 Currency Harvest Fund and Subsidiary
Statements of Operations (unaudited)

	For the Period December 1, 2007 through December 31, 2007	Year to Date*
Investment Income		
Interest	\$ 1,646,142	\$ 18,867,660
Expenses		
Management fee	330,844	3,088,002
Brokerage commissions	26,467	247,040
Total expenses	357,311	3,335,042
Net investment income	1,288,831	15,532,618
Realized and Unrealized Gain (Loss) on United States Treasury Obligations and Futures		
Realized Gain on		
United States Treasury Obligations	3,440	67,929
Futures	9,813,751	6,297,176
Net realized gain	9,817,191	6,365,105
Unrealized Gain (Loss) on		
United States Treasury Obligations	(341,703)	96,973
Futures	(9,815,916)	(7,361,996)
Net change in unrealized loss	(10,157,619)	(7,265,023)
Net realized and unrealized gain on United States Treasury Obligations and futures	(340,428)	(899,918)
Net Increase in Net Assets Resulting from Operations	\$ 948,403	\$ 14,632,700

To the best of the knowledge and belief of the undersigned, the information contained in this report is accurate and complete.



 Kevin Rich
 Chief Executive Officer and Chief Financial Officer
 DB Commodity Services LLC



 Martin Kremenstein
 Member of Board of Managers
 DB Commodity Services LLC

PowerShares DB G10 Currency Harvest Fund and Subsidiary
Unaudited Condensed Consolidated Statement of Changes
Period From December 1, 2007 to December 31, 2007

	General Shares			Limited Shares			Total
	General Shares	Accumulated Earnings (Deficit)	Total General Shareholders' Equity (Deficit)	Limited Shares	Accumulated Earnings (Deficit)	Total Limited Shareholders' Equity (Deficit)	
Balance at December 1, 2007							
Sale of Limited Shares	40	\$ 1,000	\$ 1,125	18,400,000	\$ 501,367,722	\$ 517,599,959	\$ 517,601,084
Net Income:				400,000	10,997,238	10,997,238	10,997,238
Net investment income			3				
Net realized gain on United States Treasury Obligations and Futures			21				
Net change in unrealized loss on United States Treasury Obligations and Futures			(22)				
Net Income			2				
Distributions of net investment income			(15)				
Balance at December 31, 2007	40	\$ 1,000	\$ 1,095	18,800,000	\$ 512,364,960	\$ 514,825,598	\$ 514,826,693

Net Asset Value per share
 General shares (40 shares) \$ 27.38
 Limited shares (18,800,000 shares) \$ 27.38


 Kevin Rich
 Chief Executive Officer and Chief Financial Officer
 DB Commodity Services LLC


 Martin Krenenstein
 Member of Board of Managers
 DB Commodity Services LLC