


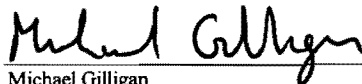
PowerShares DB Oil Fund and Subsidiary
Statements of Operations (unaudited)

	For the Period	
	July 1, 2009	
	through	
	July 31, 2009	Year to Date
Income		
Interest Income, net	\$ 23,467	\$ 138,810
Expenses		
Management fee	99,272	516,575
Brokerage commissions and fees	7,941	61,327
Total expenses	107,213	577,902
Net investment income (loss)	(83,746)	(439,092)
Net Realized and Net Change in Unrealized Gain (Loss) on United States Treasury Obligations and Futures		
Net Realized Gain (Loss) on		
United States Treasury Obligations	(175)	(3,147)
Futures	(1,414,840)	57,147,210
Net Realized Gain (Loss)	(1,415,015)	57,144,063
Net Change in Unrealized Gain (Loss) on		
United States Treasury Obligations	5,317	8,864
Futures	8,561,250	11,281,910
Net Change in Unrealized Gain (Loss)	8,566,567	11,290,774
Net realized and net change in unrealized gain (loss) on United States Treasury Obligations and Futures	7,151,552	68,434,837
Net Income (Loss)	\$ 7,067,806	\$ 67,995,745
Less: net (income) loss attributed to the non-controlling interest in consolidated subsidiary - related party	(31)	(229)
Net income (loss) attributed to PowerShares DB Oil Fund and Subsidiary	\$ 7,067,775	\$ 67,995,516

To the best of the knowledge and belief of the undersigned, the information contained in this report is accurate and complete.



Hans Ephraimson
Chief Executive Officer
DB Commodity Services LLC




Michael Gilligan
Principal Financial Officer
DB Commodity Services LLC

PowerShares DB Oil Fund and Subsidiary
Unaudited Consolidated Statement of Changes in Shareholders' Equity
Period From July 1, 2009 to July 31, 2009

	General Shares			Shares				Total Shareholders' Equity (Deficit)	Non-controlling Interest	Total Equity	
	Shares	Paid in Capital	Accumulated Earnings (Deficit)	Shares	Paid in Capital	Accumulated Earnings (Deficit)	Total Equity (Deficit)				
Balance at July 1, 2009	40	\$ 1,000	\$ 9	\$ 1,009	9,600,000	\$ 201,235,610	\$ 40,917,819	\$ 242,153,429	\$ 242,154,438	\$ 1,009	\$ 242,155,447
Sale of Shares					600,000	14,383,142		14,383,142	14,383,142		14,383,142
Redemption of Shares					(800,000)	(19,194,532)		(19,194,532)	(19,194,532)		(19,194,532)
Net Income (Loss)											
Net investment income (loss)							(83,746)	(83,746)	(83,746)		(83,746)
Net realized gain (loss) on United States Treasury Obligations and Futures			(6)	(6)			(1,415,003)	(1,415,003)	(1,415,009)	(6)	(1,415,015)
Net change in unrealized gain (loss) on United States Treasury Obligations and Futures			37	37			8,566,493	8,566,493	8,566,530	37	8,566,567
Net Income (Loss)			31	31			7,067,744	7,067,744	7,067,775	31	7,067,806
Balance at July 31, 2009	40	\$ 1,000	\$ 40	\$ 1,040	9,400,000	\$ 196,424,220	\$ 47,985,563	\$ 244,409,783	\$ 244,410,823	\$ 1,040	\$ 244,411,863

Net Asset Value per share	
General shares (40 shares)	\$ 26.00
Shares (9,400,000 shares)	\$ 26.00


Hans Ephraimson
Chief Executive Officer
DB Commodity Services LLC


Michael Gilligan
Principal Financial Officer
DB Commodity Services LLC