



PowerShares DB Energy Fund and Subsidiary
Statements of Operations (unaudited)

| | For the Period March 1, 2009 through March 31, 2009 | Year to Date |
|--|--|-----------------------|
| Income | | |
| Interest Income, net | \$ 5,207 | \$ 10,988 |
| Expenses | | |
| Management fee | 31,519 | 77,706 |
| Brokerage commissions and fees | 1,960 | 3,808 |
| Total expenses | 33,479 | 81,514 |
| Net investment income (loss) | (28,272) | (70,526) |
| Net Realized and Net Change in Unrealized Gain (Loss) on United States Treasury Obligations and Futures | | |
| Net Realized Gain (Loss) on | | |
| United States Treasury Obligations | 1 | (606) |
| Futures | (390) | (4,495) |
| Net Realized Gain (Loss) | (389) | (5,101) |
| Net Change in Unrealized Gain (Loss) on | | |
| United States Treasury Obligations | 2,813 | (1,060) |
| Futures | 2,540,351 | (2,048,734) |
| Net Change in Unrealized Gain (Loss) | 2,543,164 | (2,049,794) |
| Net realized and net change in unrealized gain (loss) on United States Treasury Obligations and Futures | 2,542,775 | (2,054,895) |
| Net Income (Loss) | \$ 2,514,503 | \$ (2,125,421) |
| Less: Net (income) loss attributed to the non-controlling interest in consolidated subsidiary - related party | (42) | 55 |
| Net income (loss) attributed to PowerShares DB Energy Fund and Subsidiary | \$ 2,514,461 | \$ (2,125,366) |

To the best of the knowledge and belief of the undersigned, the information contained in this report is accurate and complete.


 Martin Kremenstein
 Chief Operating Officer and Chief Investment Officer
 DB Commodity Services LLC



 Michael Gilligan
 Principal Financial Officer
 DB Commodity Services LLC


PowerShares DB Energy Fund and Subsidiary
Unaudited Consolidated Statement of Changes in Shareholders' Equity
Period From March 1, 2009 to March 31, 2009

| | General Shares | | | | Shares | | | | | | |
|--|----------------|-----------------|--------------------------------|--|------------------|----------------------|--------------------------------|--------------------------------------|--------------------------------------|--------------------------|----------------------|
| | Shares | Paid in Capital | Accumulated Earnings (Deficit) | Total General Shareholders' Equity (Deficit) | Shares | Paid in Capital | Accumulated Earnings (Deficit) | Total Shareholders' Equity (Deficit) | Total Shareholders' Equity (Deficit) | Non-controlling Interest | Total Equity |
| Balance at March 1, 2009 | 40 | \$ 1,000 | \$ (264) | \$ 736 | 2,400,000 | \$ 67,242,592 | \$ (23,109,774) | \$ 44,132,818 | \$ 44,133,554 | \$ 736 | \$ 44,134,290 |
| Sale of Shares | | | | | 600,000 | 11,671,052 | | 11,671,052 | 11,671,052 | | 11,671,052 |
| Net Income (Loss): | | | | | | | | | | | |
| Net investment income (loss) | | | - | - | | | (28,272) | (28,272) | (28,272) | - | (28,272) |
| Net realized gain (loss) on United States Treasury Obligations and Futures | | | - | - | | | (389) | (389) | (389) | - | (389) |
| Net change in unrealized gain (loss) on United States Treasury Obligations and Futures | | | 42 | 42 | | | 2,543,080 | 2,543,080 | 2,543,122 | 42 | 2,543,164 |
| Net Income (Loss): | | | 42 | 42 | | | 2,514,419 | 2,514,419 | 2,514,461 | 42 | 2,514,503 |
| Balance at March 31, 2009 | 40 | \$ 1,000 | \$ (222) | \$ 778 | 3,000,000 | \$ 78,913,644 | \$ (20,595,355) | \$ 58,318,289 | \$ 58,319,067 | \$ 778 | \$ 58,319,845 |

Net Asset Value per share
 General shares (40 shares)
 Shares (3,000,000 shares)

| | |
|----|-------|
| \$ | 19.45 |
| \$ | 19.44 |


 Martin Kreppelstein
 Chief Operating Officer and Chief Investment Officer
 DB Commodity Services LLC


 Michael Gilligan
 Principal Financial Officer
 DB Commodity Services LLC