



PowerShares DB Agriculture Fund and Subsidiary
Unaudited Condensed Consolidated Statement of Changes
Period From March 1, 2008 to March 31, 2008

	General Shares		Total		Limited Shares		Total	
	General Shares	Accumulated Earnings (Deficit)	Shareholders' Equity (Deficit)	Limited Shares	Accumulated Earnings (Deficit)	Shareholders' Equity (Deficit)	Limited Shares	Shareholders' Equity (Deficit)
	Share	Amount	Share	Amount	Share	Amount	Share	Amount
Balance at March 1, 2008	40	\$ 1,000	666	\$ 1,666	67,000,000	\$ 2,176,300,144	10,000,000	\$ 413,218,182
Sale of Limited Shares					(11,600,000)	(441,477,824)		
Redemption of Limited Shares								
Net Loss:			2					
Net investment income								3,837,349
Net realized loss on United States Treasury Obligations and Futures			(14)					(22,948,582)
Net change in unrealized loss on United States Treasury Obligations and Futures			(195)					(357,434,419)
Net Loss:			(207)					(376,545,652)
Balance at March 31, 2008	40	\$ 1,000	459	\$ 1,459	65,400,000	\$ 2,148,040,502		\$ 238,043,167
								\$ 2,386,083,669
								\$ 2,386,085,128

Net Asset Value per share
 General shares (40 shares) \$ 36.48
 Limited shares (65,400,000 shares) \$ 36.48



 Kevin Rich
 Chief Executive Officer and Chief Financial Officer
 DB Commodity Services LLC


 Gregory Collett
 Chief Operating Officer
 DB Commodity Services LLC


PowerShares DB Agriculture Fund and Subsidiary
Statements of Operations (unaudited)

	For the Period March 1, 2008 through March 31, 2008	Year to Date
Investment Income		
Interest	\$ 5,628,283	\$ 15,080,059
Expenses		
Management fee	1,772,747	4,142,724
Brokerage commissions	18,185	523,781
Total expenses	1,790,932	4,666,505
Net investment income	<u>3,837,351</u>	<u>10,413,554</u>
 Realized and Net Change in Unrealized Gain (Loss) on United States Treasury Obligations and Futures		
Net Realized Gain (Loss) on		
United States Treasury Obligations	1,058,227	1,114,923
Futures	<u>(24,006,823)</u>	<u>(11,334,492)</u>
Net realized loss	<u>(22,948,596)</u>	<u>(10,219,569)</u>
Net Change in Unrealized Gain (Loss) on		
United States Treasury Obligations	(1,066,993)	1,274,858
Futures	<u>(356,367,621)</u>	<u>74,394,298</u>
Net change in unrealized gain (loss)	<u>(357,434,614)</u>	<u>75,669,156</u>
Net realized and unrealized gain (loss) on United States Treasury Obligations and future	<u>(380,383,210)</u>	<u>65,449,587</u>
Net Increase (Decrease) in Net Assets Resulting from Operations	<u>\$ (376,545,859)</u>	<u>\$ 75,863,141</u>

To the best of the knowledge and belief of the undersigned, the information contained in this report is accurate and complete.



 Kevin Rich
 Chief Executive Officer and Chief Financial Officer
 DB Commodity Services LLC



 Gregory Collett
 Chief Operating Officer
 DB Commodity Services LLC